


# Why use the SHADOE® TRACK?

- No Nails or Screws visible on deck surface.
- **LONGER LASTING DECK** - Rot is not allowed to form around fasteners, due to moisture penetration from conventional deck construction.
- No more checks, hammer marks or splinters.
- **SAFER DECKS** - eliminates fastener pop-ups.
- Easy to install.
- **SHADOE® TRACK** holes allow water drainage.
- Make Splices & Butt joints without splitting.
- Heavy duty G185 galvanized track approved for use with ACQ™.
- Now available in powder coated colors and Stainless Steel.
- **SHADOE® TRACK** is backed by a **30 Year Transferable Warranty**, guarantees secure deck boards or your money back.



It's not the only way to build a deck...  
but possibly the best!

## SHADOE® TRACK

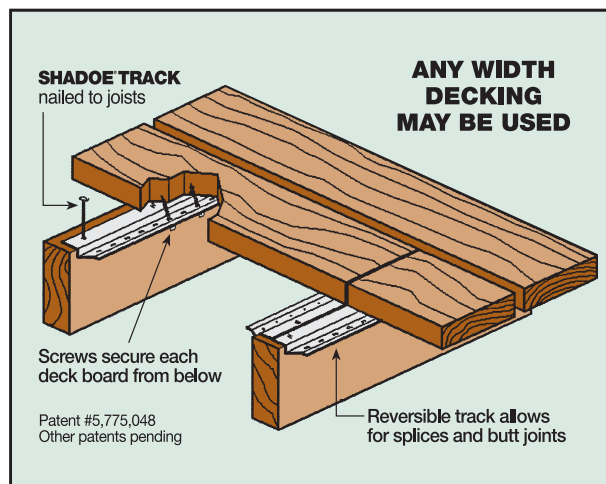
The Ultimate Deck Fastening System™

TY-LAN ENTERPRISES INC.

London, Ontario, Canada • (519) 641-6000

1-800-SHADOE2 • 1-800-742-3632

Visit our website [www.shadoetrack.com](http://www.shadoetrack.com)



### RECOMMENDED FASTENERS

**SHADOE® TRACK** DOUBLE HOT DIPPED GALVANIZED  
**SHADOE® TRACK** NAILS 10 x 2" 5 x 50 mm

<b>SHADOE® TRACK TURBO 3</b>		<b>DECK BOARD THICKNESS</b>	
SCREWS	10 x 3/4" 5 x 20 mm	3/4" – 7/8"	
SCREWS	10 x 1" 5 x 25 mm	1" – 1-1/4"	
SCREWS	10 x 1-1/4" 5 x 30 mm	1-3/8" – 1-1/2"	
SCREWS	10 x 1-1/2" 5 x 35 mm	1-1/2"	+

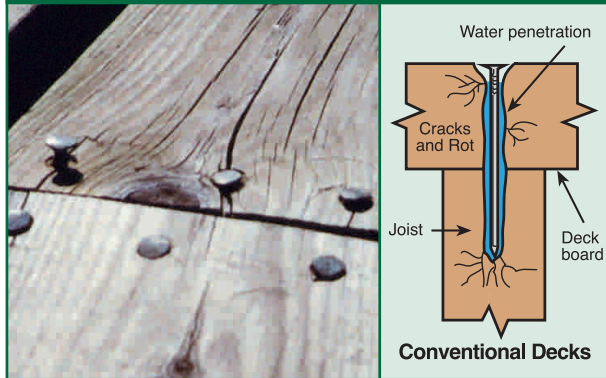
Supplied by:

For a longer lasting,  
more beautiful deck...  
**make the  
right choice!**




**SHADOE® TRACK**  
The Ultimate Deck Fastening System™

## Eliminate this

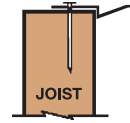


In conventional deck construction nails are applied through the deck boards into the wood joists. As the wood weathers, it shrinks and expands causing nails and screws to loosen and pop up, not only becoming hazardous but allowing moisture to penetrate the deck boards and joists promoting rot and decay. Protection is jeopardized even if the wood has been treated with wood preservative.

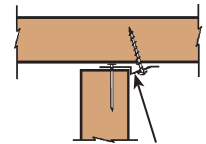
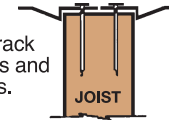
# Easy as 1-2-3...



Typical track installation on joist.

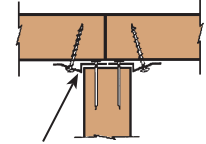


Double track for splices and butt joints.



**SHADOE TRACK**

No water penetration through deck boards



**SHADOE TRACK**

**1** Nail/screw **SHADOE TRACK** to top edge of each joist. The track should be flush on top of the joist and flat against the side of the joist. The **SHADOE TRACK** is easily cut with snips to fit in the remainder of the joist that is under 8 feet in length.

**NOTE:** The **SHADOE TRACK** joints should be staggered from the adjacent joists.

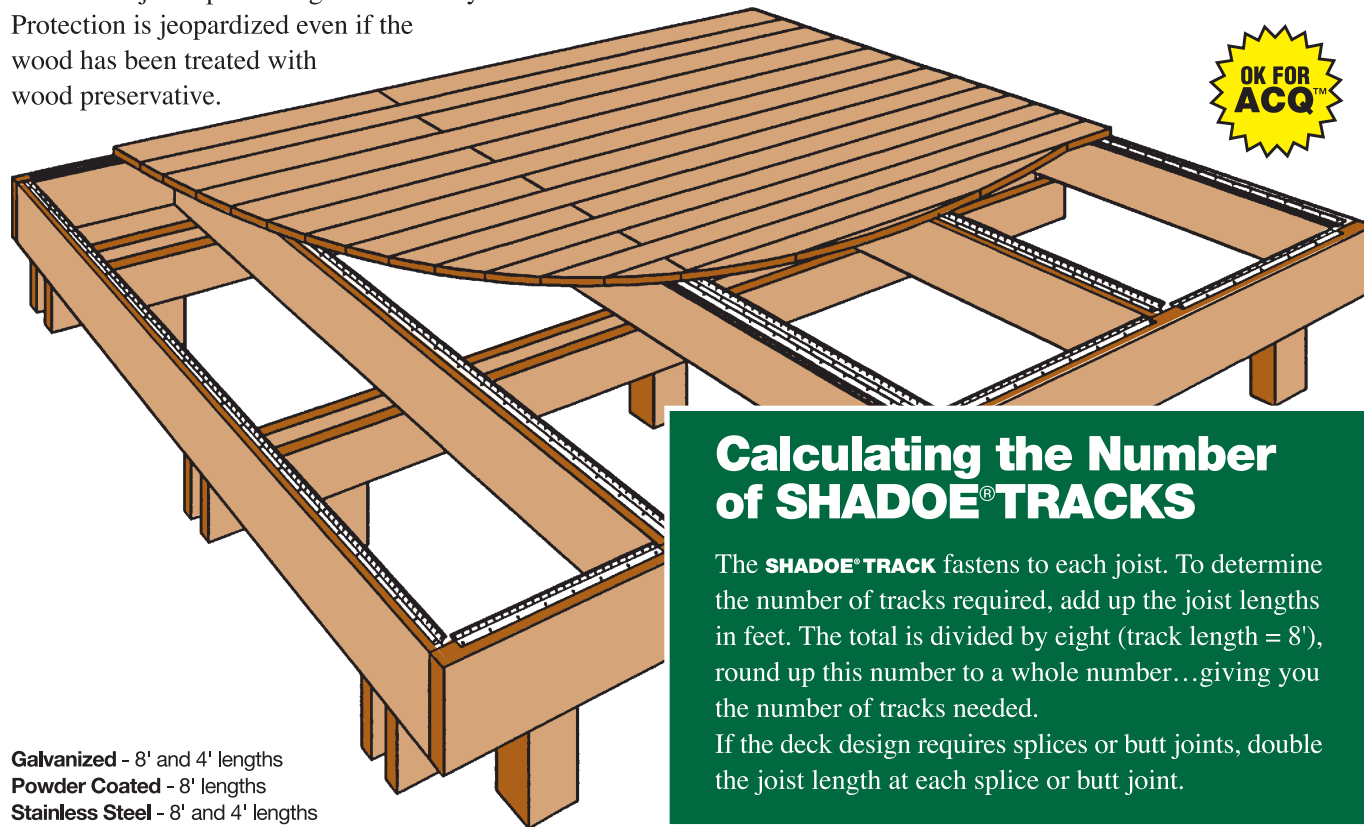
**2** Install the deck boards one at a time. The deck boards should be located and properly spaced before securing with screws.

**3** By kneeling on top of the deck board and reaching underneath, the screws are driven through the **SHADOE TRACK** into the deck board. The track is designed to provide a minimum of two holes for 2" x 4" deck boards. If deck is elevated and is easier to fasten from



DECK BOARD SIZE	NUMBER OF FASTENER HOLES
2" x 4"	2 minimum
2" x 6"	3 minimum
2" x 8"	4 minimum

below the deck, another person should be on top of the deck board, not only to ensure proper spacing, but to provide weight allowing screws to securely anchor deck boards.



## Calculating the Number of SHADOE TRACKS

The **SHADOE TRACK** fastens to each joist. To determine the number of tracks required, add up the joist lengths in feet. The total is divided by eight (track length = 8'), round up this number to a whole number...giving you the number of tracks needed.

If the deck design requires splices or butt joints, double the joist length at each splice or butt joint.

	10'	16'	20'	26'	30'	Number of tracks needed based on <b>24" o/c</b> joist spacing
10'	10	15	18	22	25	
16'	16	22	27	34	38	
20'	19	27	33	41	47	
26'	24	35	42	52	59	
30'	28	40	48	60	68	
	10'	16'	20'	26'	30'	Number of tracks needed based on <b>16" o/c</b> joist spacing
12'	16	23	28	36	41	
16'	21	30	37	47	53	
20'	25	37	45	57	65	
24'	30	44	54	68	78	
28'	35	51	62	79	90	

Galvanized - 8' and 4' lengths  
Powder Coated - 8' lengths  
Stainless Steel - 8' and 4' lengths

4' lengths available (double number of **SHADOE TRACK** from chart)